


# Tune Your Guitar Like a Pro: An In-Depth Guide for Beginners and Experienced Players Alike



## Tune your Guitar like a Pro! (Inglis Academy: Keys to Guitar Book 6) by Peter Inglis

★★★★★ 5 out of 5

Language : English  
File size : 1252 KB  
Text-to-Speech : Enabled  
Screen Reader : Supported  
Enhanced typesetting : Enabled  
Word Wise : Enabled  
Print length : 14 pages



Whether you're a novice guitarist or a seasoned professional, proper guitar tuning is paramount for producing clear, harmonious sounds. This comprehensive guide will unveil the secrets of guitar tuning, providing you with the knowledge and techniques to make your guitar sing.

## Understanding Tuning

Guitar tuning refers to the process of adjusting the strings to specific pitches. The standard tuning for a six-string guitar is EADGBE, with the lowest pitch being the low E (6th string) and the highest being the high E (1st string).

## Tuning Methods

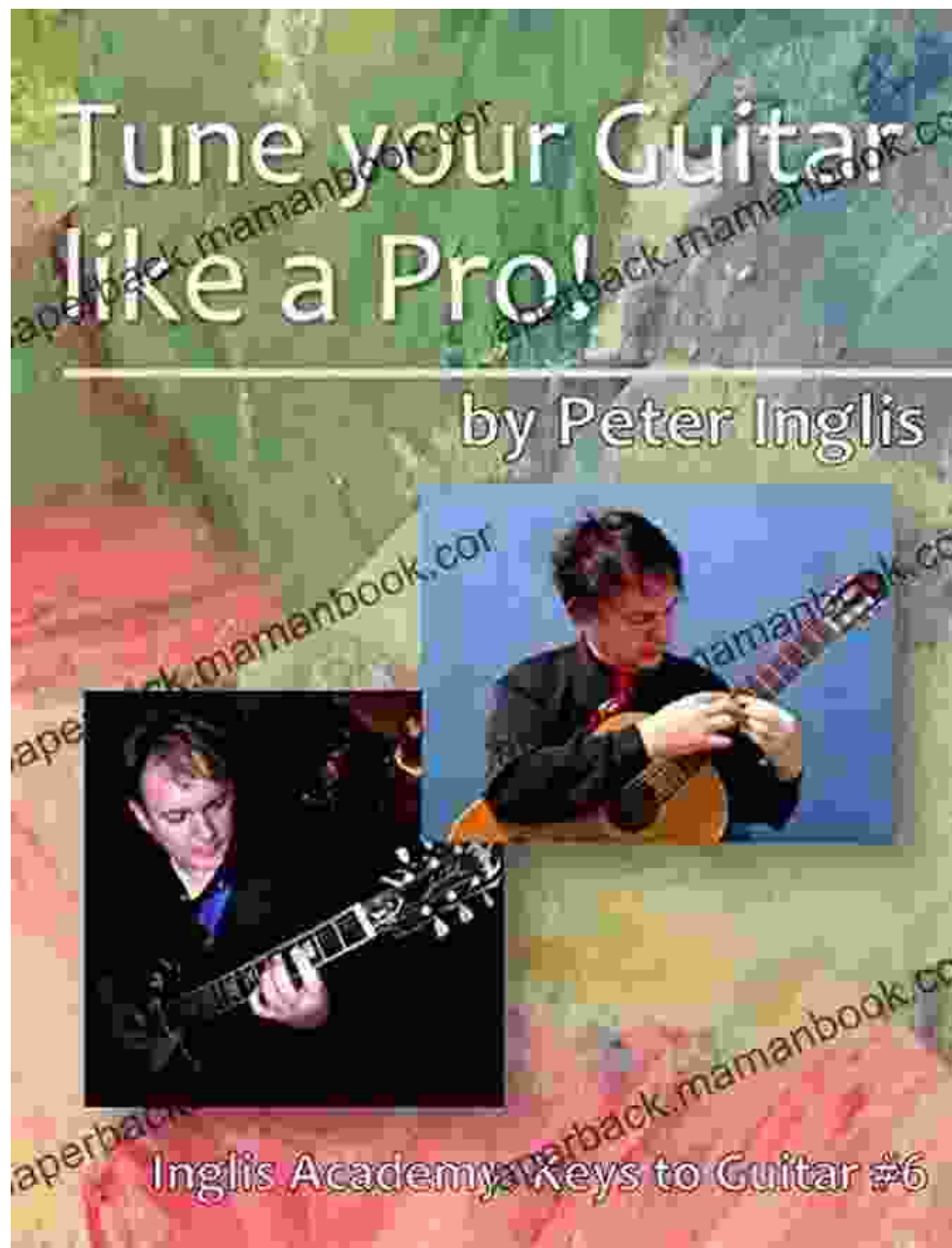
## 1. Electronic Tuner

Electronic tuners are the most convenient and accurate method of tuning. They use a built-in microphone or pickup to detect the string's vibration and display the pitch on a screen. Simply pluck the string and the tuner will indicate whether it's flat, sharp, or in tune.



## 2. Pitchfork

Pitchforks are traditional tools that emit a reference pitch when blown. By comparing the sound of the string to the pitchfork, you can determine if the string is in tune or not. However, this method requires a keen ear and may not be as precise as electronic tuners.



### 3. Harmonics

Harmonics are natural overtones that occur on the guitar string at specific points. By lightly touching the string at the 5th, 7th, or 12th fret and plucking it, you can create a harmonic. If the harmonic matches the pitch of the next higher string, the string is in tune.



# How to Tune Your Guitar Like a Pro

*5 Helpful  
Methods*



## Essential Tuning Tools

### 1. String Winder

A string winder is a handy device that helps you quickly and easily change strings. It simplifies the process of tightening and loosening the strings, making restringing a breeze.



## 2. String Cutter

A string cutter is a small plier-like tool designed to cut guitar strings cleanly and precisely. It ensures that the end of the string is flush with the tuning peg, preventing any sharp edges.



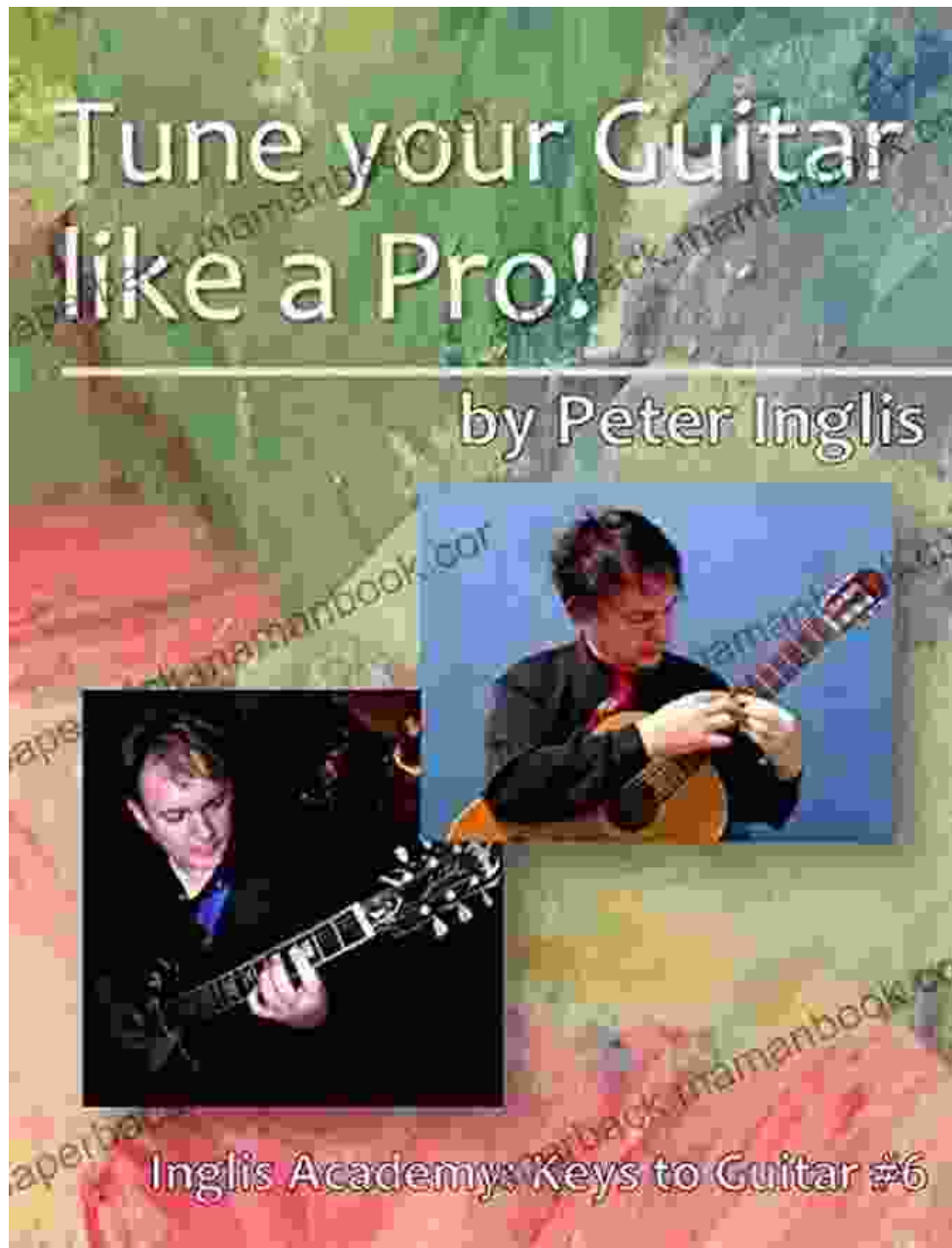
# How to Tune Your Guitar Like a Pro

*5 Helpful  
Methods*



### **3. Guitar Capo**

A capo is a device that temporarily raises the pitch of the guitar by clamping it on a specific fret. It allows you to play in different keys without retuning the entire guitar.



## **Practical Tuning Tips**

### **1. Tune in a Quiet Environment**

External noises can interfere with your tuning process. Find a quiet place where you can concentrate on the sound of your guitar strings.

### **2. Stretch Your Strings**

Before tuning, stretch your strings by gently pulling them upward. This helps to settle the strings and improve their intonation.

### 3. Tune from High to Low

Start by tuning the highest string (high E) first. Then, work your way down to the lowest string (low E) to ensure accurate tuning.


### 4. Use a Reference Pitch

Use an electronic tuner, pitchfork, or tuning app to provide you with a reference pitch. This will help you match the string's pitch more precisely.

### 5. Practice Regularly

Regular practice is key to developing your ear and tuning skills. The more you tune your guitar, the better you will become at recognizing and adjusting pitch discrepancies.

Mastering guitar tuning is an essential skill for any guitarist, regardless of their level of expertise. By understanding the different tuning methods, utilizing the right tools, and following practical tips, you can ensure that your guitar sounds its best. Remember to tune your guitar regularly and practice your tuning skills to maintain its perfect intonation and enhance your musical enjoyment.



## Tune your Guitar like a Pro! (Inglis Academy: Keys to Guitar Book 6) by Peter Inglis

★★★★★ 5 out of 5

Language : English  
File size : 1252 KB  
Text-to-Speech : Enabled  
Screen Reader : Supported  
Enhanced typesetting : Enabled




Word Wise : Enabled  
Print length : 14 pages



## Play We Now On Christmas Violin Christmas: A Heartfelt Christmas Carol

Play We Now On Christmas Violin Christmas is a heartwarming Christmas carol that celebrates the birth of Jesus Christ. The song is often played on the...



## Tales from the Road: Confessions of an Atlanta Uber Driver

In the vibrant city of Atlanta, where skyscrapers pierce the sky and traffic weaves a tapestry of motion, I embark on my daily adventures as an...