


The Most Accurate Buy and Sell Signals for Day Trading and Scalping the Markets

In the fast-paced world of day trading and scalping, traders rely on accurate buy and sell signals to make quick and profitable decisions. These signals can be generated from a variety of sources, including technical analysis, fundamental analysis, and news events.



Buy and Sell Day Trading Signals: The Most Accurate Buy and Sell Signals for Day Trading and Scalping the Markets in 2024! (Day Trading For A Living)

★★★★★ 5 out of 5

Language : English
File size : 2020 KB
Text-to-Speech : Enabled
Screen Reader : Supported
Enhanced typesetting: Enabled
Word Wise : Enabled
Print length : 69 pages
Lending : Enabled



In this article, we will introduce some of the most reliable buy and sell signals, including:

- Moving averages
- Bollinger Bands
- Candlestick patterns

Moving Averages

Moving averages are one of the most popular and reliable technical indicators used by traders. They are calculated by taking the average price of a security over a specified period of time. The most common moving averages are the 50-day, 100-day, and 200-day moving averages.

Moving averages can be used to identify both bullish and bearish trends. When the price of a security is above its moving average, it is considered to be in a bullish trend. Conversely, when the price of a security is below its moving average, it is considered to be in a bearish trend.

Moving averages can also be used to generate buy and sell signals. A buy signal is generated when the price of a security crosses above its moving average. A sell signal is generated when the price of a security crosses below its moving average.

Bollinger Bands

Bollinger Bands are another popular technical indicator used by traders. They are calculated by taking the moving average of a security over a specified period of time and then adding and subtracting two standard deviations.

Bollinger Bands can be used to identify both bullish and bearish trends. When the price of a security is above the upper Bollinger Band, it is considered to be overbought and likely to correct. Conversely, when the price of a security is below the lower Bollinger Band, it is considered to be oversold and likely to rebound.

Bollinger Bands can also be used to generate buy and sell signals. A buy signal is generated when the price of a security crosses above the lower Bollinger Band. A sell signal is generated when the price of a security crosses below the upper Bollinger Band.

Candlestick Patterns

Candlestick patterns are another type of technical indicator that can be used to generate buy and sell signals. Candlesticks are a graphical representation of price action that show the open, high, low, and close prices of a security over a specified period of time.


There are dozens of different candlestick patterns, but some of the most common include:

- Bullish engulfing pattern
- Bearish engulfing pattern
- Hammer pattern
- Hanging man pattern
- Shooting star pattern

Candlestick patterns can be used to identify both bullish and bearish trends. They can also be used to generate buy and sell signals. A buy signal is generated when a bullish candlestick pattern is formed. A sell signal is generated when a bearish candlestick pattern is formed.

The buy and sell signals introduced in this article are some of the most reliable and accurate signals available. However, it is important to remember that no signal is 100% accurate. It is always important to use

caution when trading and to never risk more money than you can afford to lose.



Buy and Sell Day Trading Signals: The Most Accurate Buy and Sell Signals for Day Trading and Scalping the Markets in 2024! (Day Trading For A Living)


★★★★★ 5 out of 5

Language : English
File size : 2020 KB
Text-to-Speech : Enabled
Screen Reader : Supported
Enhanced typesetting : Enabled
Word Wise : Enabled
Print length : 69 pages
Lending : Enabled



Play We Now On Christmas Violin Christmas: A Heartfelt Christmas Carol

Play We Now On Christmas Violin Christmas is a heartwarming Christmas carol that celebrates the birth of Jesus Christ. The song is often played on the...



Tales from the Road: Confessions of an Atlanta Uber Driver

In the vibrant city of Atlanta, where skyscrapers pierce the sky and traffic weaves a tapestry of motion, I embark on my daily adventures as an...